




iNspire Series



FIBER LASER



NOTHING FASTER.



NOTHING FASTER.

Eagle is a true pioneer of fiber laser. Eagle's founder, Marcin Ejma, purchased one of IPG's first power units for testing on sheet metal cutting, and has remained steadfast in pursuit of the ideal fiber laser. Eagle uses nothing but the finest components from brands globally available. Names like Renishaw, IGUS, Beckhoff, Festo, and IPG. Eagle was the first to release 6, 8, 10, 12, 15, 20 and 30kW fiber lasers to the world for 24/7 production.

1

HIGHEST POWER

2 to 30kW | Eagle's patented eVa® Cutting Head enables ultrahigh-power, slashing cycle time and reducing cost per part.

2

QUICKEST MACHINE

6g acceleration | Power is meaningless if your machine can't move fast enough. A carbon fiber bridge sitting atop a polymer granite base is driven by high-power linear motors.

3

FASTEST PALLET EXCHANGE

9 seconds | A machine this fast should not sit idle for 30 to 60 seconds while sheets or plates are exchanged. Eagle's pallet changer adds laser cutting time each week.




iNspire™ 1530

1 HIGHEST POWER




IPG Photonics: Inventor & world leading provider of fiber laser power sources, provides 2 to 30kW to Eagle lasers.



What stops others from delivering ultrahigh-power lasers? Short cutting head life due to contamination on optical lenses. The patented eVa® cutting head solves the problem, delivering power and reliability.

2 QUICKEST MACHINE



Polymer Granite Base: Each of the two sides weigh over 8,000 lbs. They are temperature stable, rigid, and vibration dampening for high G motion.



Carbon Fiber Bridge: Designed to be short, light, vibration dampening and is driven from the center of mass to maximize machine Gs.

3 FASTEST PALLET EXCHANGE



Pallet exchange in 9 seconds: It is servo, not hydraulically driven, and repeatable on reinsertion to 0.003 inches.




Integrated conveyor: Ensures no fallen parts are damaged by subsequent cutting. Standard feature.

MATERIAL HANDLING AUTOMATION



eLoader: Manually operated, electric hoist and vacuum cup assembly



Loading Unit: Automatic loading via rotary swing arm. Individually controlled vacuum cups. Verifies sheet thickness with cutting program.



CraneMaster: Automatic removal of cut parts and remnant while simultaneously loading a new sheet. Fully integrated into cutting program.



CraneMaster Store: Comprehensive material handling for lights out operation. Fully integrated into cutting program. Mono & twin towers available. 65 second cycle time.



Proactive and comprehensive support, with a personal touch, geared for your success.

➤ **Remote Diagnosis**

We solve most issues remotely and within two working hours. Eagle lasers are equipped with a comprehensive array of Industry 4.0 sensors and data logs that enable our service team to find and fix issues fast. In addition, EagleEye Laser Diagnostic DVR® records 7 days of video data off multiple high-definition cameras as well as informs you via text/email of all shutdowns. You can log onto the system to investigate issues quickly (and so can we with your permission).

➤ **Highly-Trained Field Service Engineers**

Fairmont's service engineers are skilled in all aspects of servicing your laser. Our phone and Industry 4.0 remote support will solve the vast majority of issues, and when necessary you will experience the fastest on-site response time in the industry. Ask our customers about their experience and you'll see Fairmont's industry-leading customer commitment.

➤ **Vast Parts Inventory**

Fairmont holds a vast inventory of spare parts in the US for immediate shipment. We can ship consumables or replacement parts out same day if we receive your request by 2pm during working days, eastern time zone.

➤ **Original Manufacturer Part Numbers**

Eagle and Fairmont leave the OEM part numbers on components throughout the machine. This transparency shows our commitment to provide fair pricing.

INSPIRE SPECIFICATIONS

Simultaneous positioning speed: 13,780 ipm (350 m/min)

Cutting speed: 5906 ipm max (150 m/min)

Acceleration: 6g (193.2 ft/s²)

Cutting precision: +/- 0.002 inches

Repeatability: 0.0012 inches

Work Envelope

Base Axis: 10 feet, 13 feet, 20 feet

Bridge Axis: 5 feet, 6.5 feet, 8.2 feet

Z Axis: 3.9 inches



Standard Equipment

- IPG Photonics ytterbium fiber laser power source, 2 to 30 kW
- eSoft Software with drawing, processing, nesting, cycle time estimating
- Beckhoff digital control with custom Eagle algorithms and software
- Event log and diagnostic function
- Linear motors on all three axes with absolute optical encoders

- Carbon fiber bridge and two polymer granite bases
- eVa® cutting head (patented) with height regulation system, continuous sensing of nozzle-to-beam concentricity, and breakaway head
- Conveyor integrated into machine body
- High speed pallet changer
- Multi-chamber air extraction system
- Installation, training, warranty
- 4-Point Laser Success Program

Software Options

- eRs Eagle reporting system
- Drop & Cut – visual part location tool
- CatLine & CatLine Fast – high precision cutting
- eSoft Compact – handle 3D models, program non-laser machines, job quoting, and more.
- eSoft Professional – additional capability of full production planning, work orders, and shipments

Ancillary Products

- Eagle AC – auto beam centering and nozzle cleaning
- Internal camera
- Fixturing system

More Ancillary Products

- Stainless or copper support combs
- Cranemaster – family of material handling products
- Single and twin tower material storage racks with sheet thickness verification system
- NoScratch material handling
- Air and gas handling
- Dust and fume collection systems for in-factory or outside

Also available are many other accessories, such as beam control and nozzle changing, tuned to your application